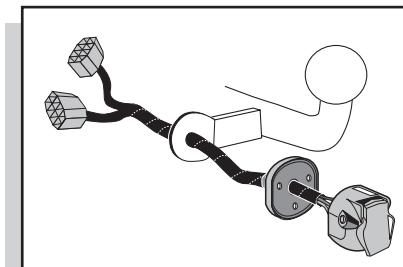


Einbauanleitung Elektrosatz
Anhängervorrichtung mit 12-N Steckdose
lt. DIN/ISO Norm 1724


Instructions de montage du faisceau
électrique pour crochet d'attelage
conforme à la norme DIN/ISO 1724
prise 12-N

Fitting instructions electric wiringkit
towbar with 12-N socket up to
DIN/ISO norm 1724

Montage-handleiding elektrokabelset voor
trekhaak met 12-N contactdoos
vlgs. DIN/ISO norm 1724



TOYOTA LANDCRUISER 100 1998-



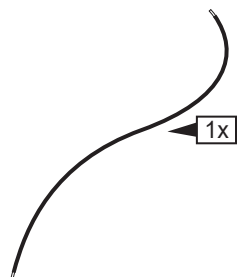
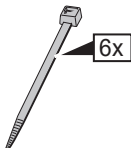
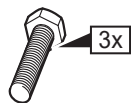
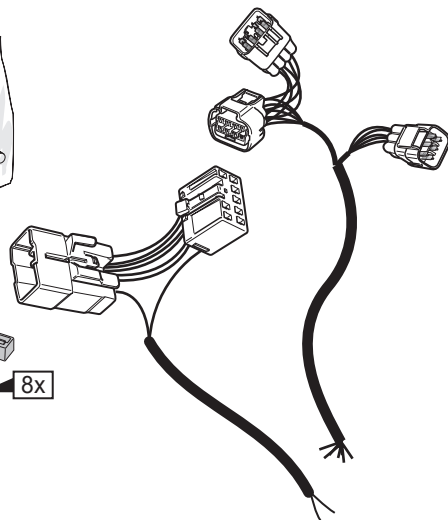
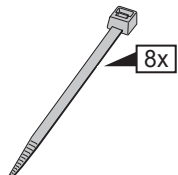
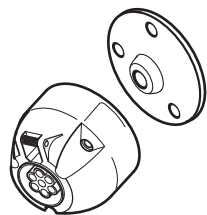

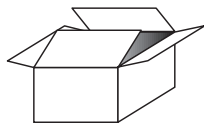
Bestel Nr.: TO-011-BB


* Teilliste

* Liste de pieces

* Part list

* Onderdelenlijst





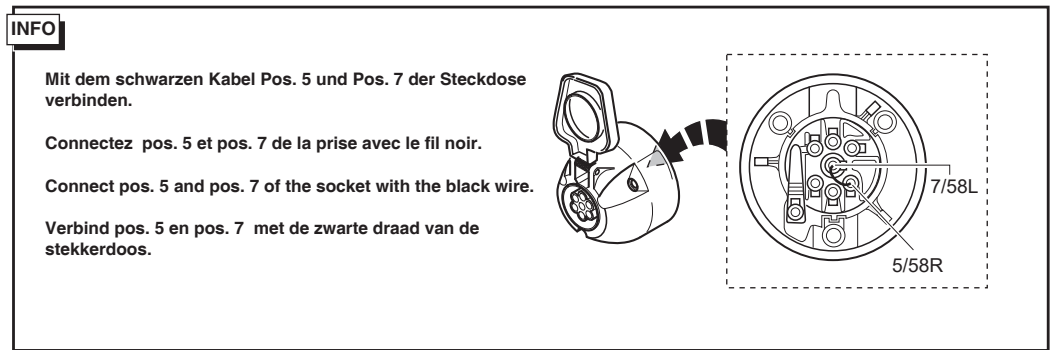
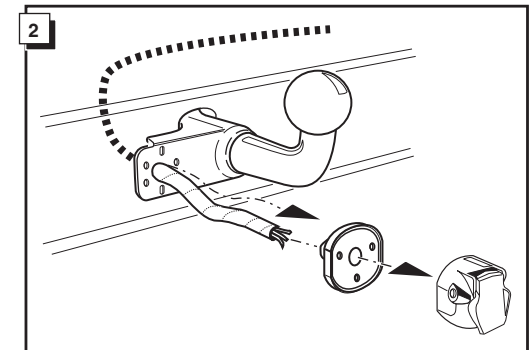
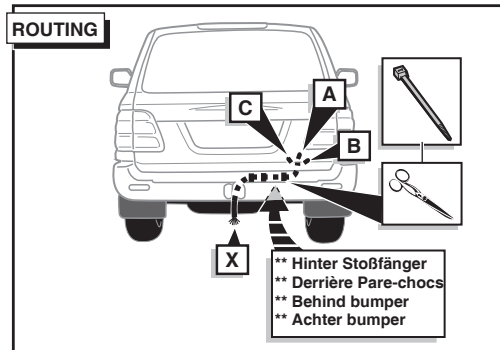
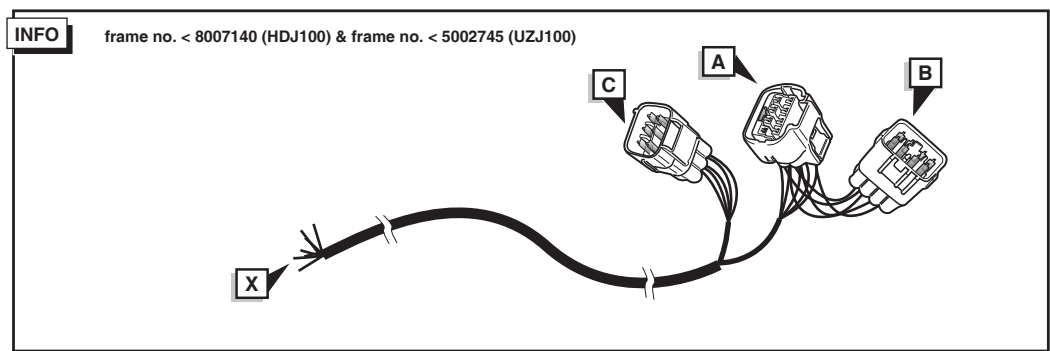
INFO



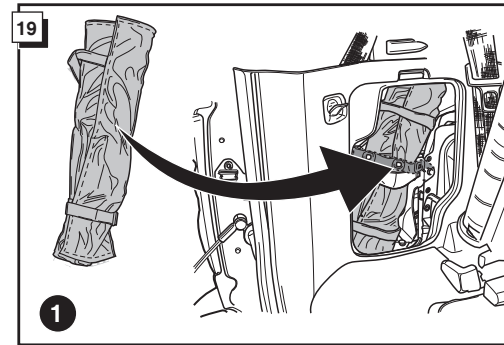
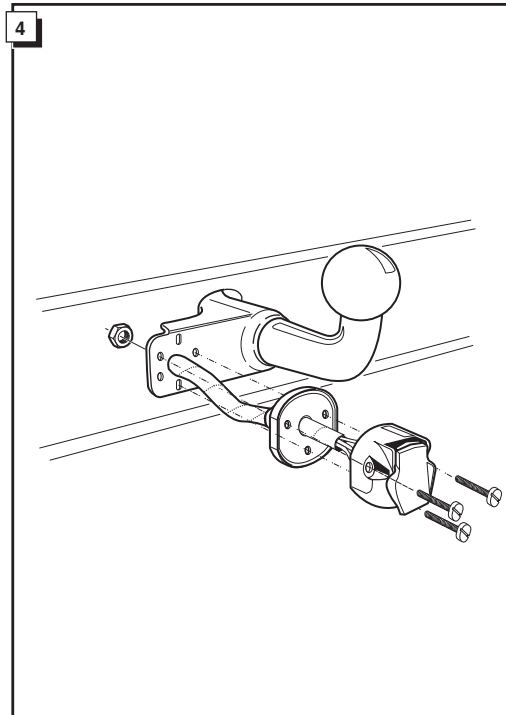
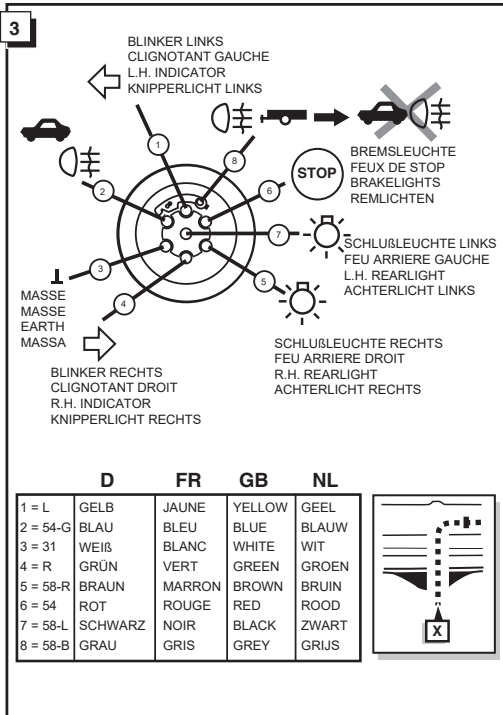
** Mit der zweiten **INFO** abbildung auf Seite 3 weitergehen für das Einbauen des Kabelsatzes auf Fahrzeugen mit frame nr. > 8007140 (HDJ100) & frame no. > 5002745 (UZJ100).

** Continuez chez la deuxième **INFO** figure à la page 3 pour connecter le faisceau aux véhicules avec frame no. > 8007140 (HDJ100) & frame no. > 5002745 (UZJ100).

** Continue with the second **INFO** picture at page 3 for connecting the wiring harness at vehicles with frame no. > 8007140 (HDJ100) & frame no. > 5002745 (UZJ100).

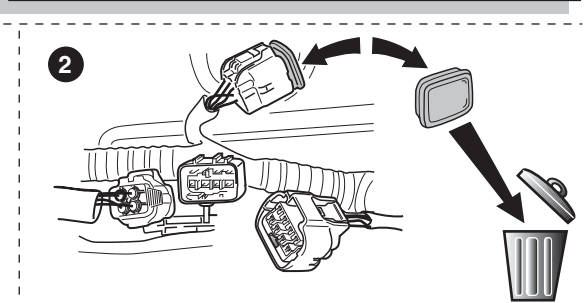
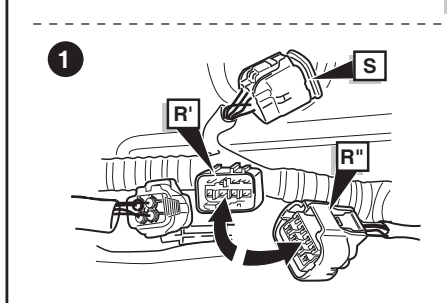
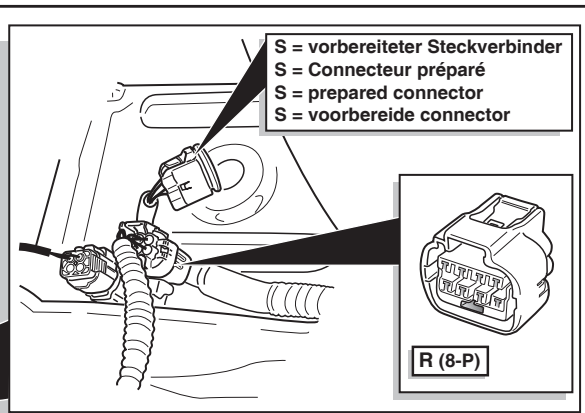
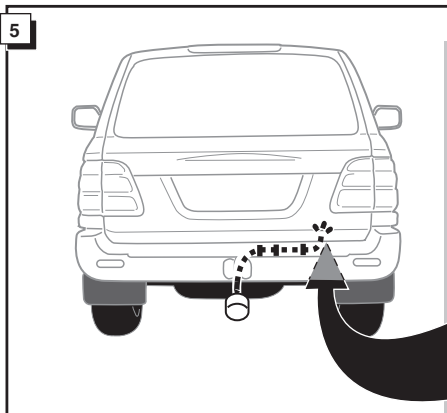
** Ga verder bij de tweede **INFO** afbeelding op pagina 3 voor het aansluiten van de kabelset met frame nr. > 8007140 (HDJ100) & frame no. > 5002745 (UZJ100).

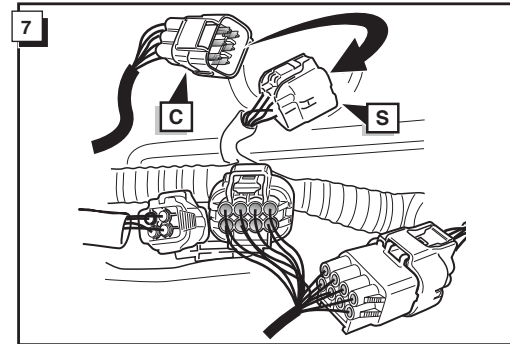
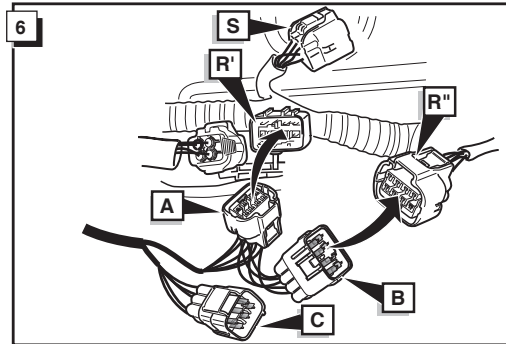
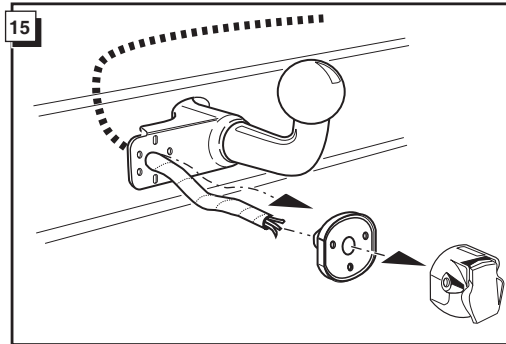
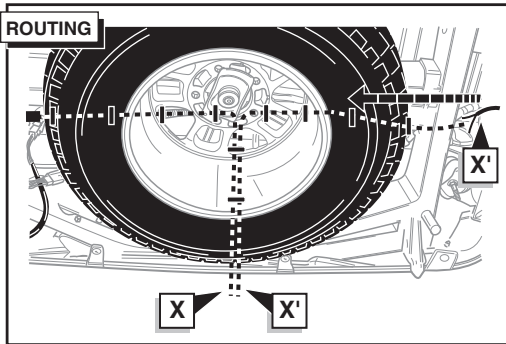




21

FUNKTIONEN KONTROLIEREN !
CONTRÔLER LES FONCTIONS !
CHECK FUNCTIONS !
CONTROLEER FUNCTIES !





16

BLINKER LINKS
CLIGNOTANT GAUCHE
L.H. INDICATOR
KNIPPERLICHT LINKS

BREMSLEUCHTE
FEUX DE STOP
BRAKELICHTS
REMLICHTEN

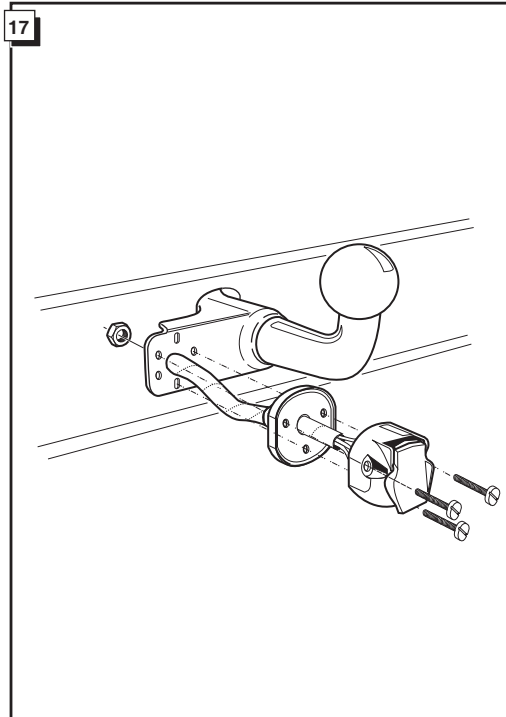
SCHLUßLEUCHTE LINKS
FEU ARRIERE GAUCHE
L.H. REARLIGHT
ACHTERLICHT LINKS

SCHLUßLEUCHTE RECHTS
FEU ARRIERE DROIT
R.H. REARLIGHT
ACHTERLICHT RECHTS

MASSE
MASSE
EARTH
MASSA

BLINKER RECHTS
CLIGNOTANT DROIT
R.H. INDICATOR
KNIPPERLICHT RECHTS

	D	FR	GB	NL
1 = L	GELB	JAUNE	YELLOW	GEEL
2 = 54-G	BLAU	BLEU	BLUE	BLAUW
3 = 31	WEIß	BLANC	WHITE	WIT
4 = R	GRÜN	VERT	GREEN	GROEN
5 = 58-R	BRAUN	MARRON	BROWN	BRUIN
6 = 54	ROT	ROUGE	RED	ROOD
7 = 58-L	SCHWARZ	NOIR	BLACK	ZWART
8 = 58-B	GRAU	GRIS	GREY	GRUIS



INFO

- * Mit Abbildung **20** weitergehen.
- * Continuez chez figure **20** .
- * Continue with picture **20** .
- * Ga verder bij afbeelding **20** .

INFO

* Vorbereitung
* Preperation
* Preparation
* Voorbereiding

frame no. > 8007140 (HDJ100) & frame no. > 5002745 (UZJ100)

1
GRAU BLAU
GRIS & BLEU
GREY BLUE
GRUIS BLAUW

2
GRAU BLAU
GRIS & BLEU
GREY BLUE
GRUIS BLAUW

3

