




INSTRUCTIONS DE MONTAGE DU FAISCEAU ÉLECTRIQUE POUR CROCHET D'ATTELAGE CON-
FORME À LA NORME DIN / ISO 1724 PRISE 12-N

FITTING INSTRUCTIONS ELECTRIC WIRINGKIT TOWBAR WITH 12-N SOCKET UP TO DIN / ISO
NORM 1724

EINBAUANLEITUNG ELEKTROSATZ ANHÄNGERVORRICHTUNG MIT 12-N STECKDOSE lt. DIN /
ISO NORM 1724

MONTAGE-HANDLEIDINGELEKTROSET VOOR TREKHAAK MET 12-N CONTACTDOOS VLGS. DIN
/ ISO NORM 1724

AUDI A3 HB 1996- +2001-



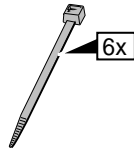
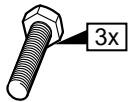
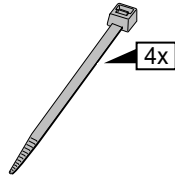
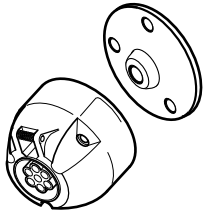
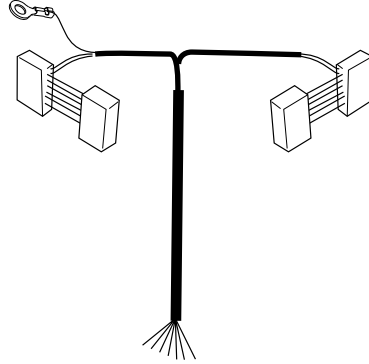
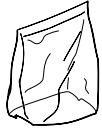

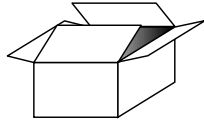
Bestel Nr.: 8KA 327 041-801

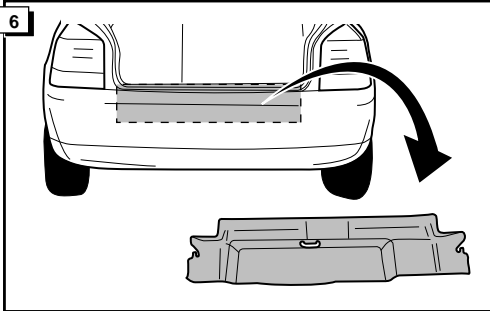
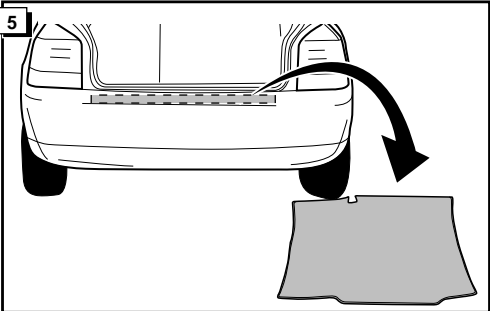
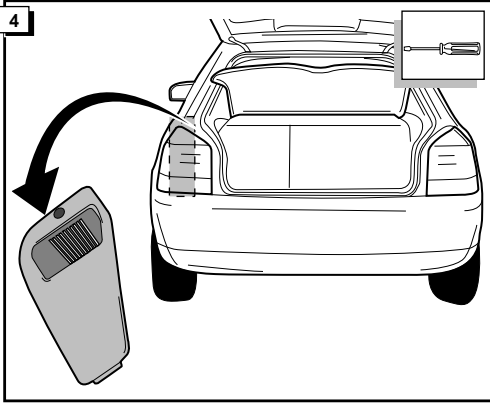
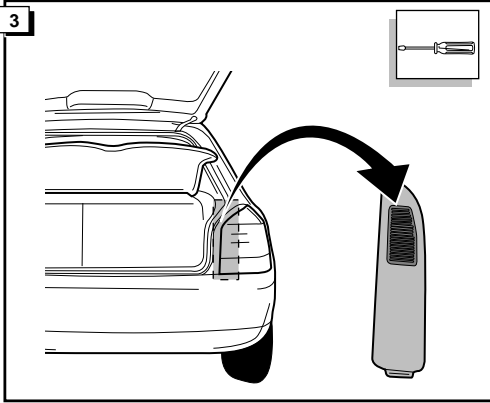
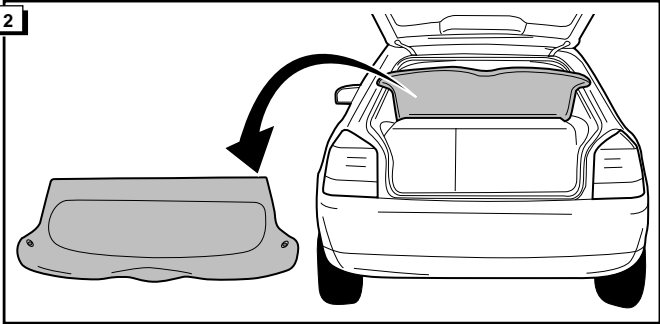


* Teilliste

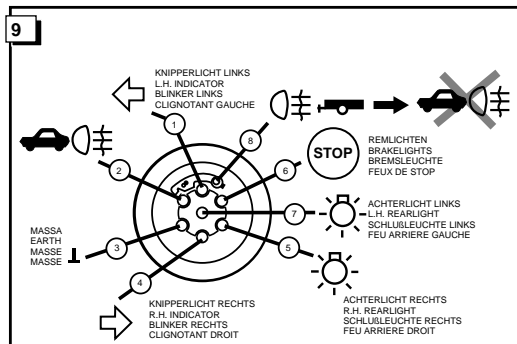
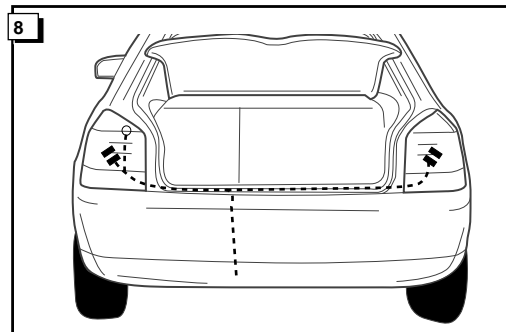
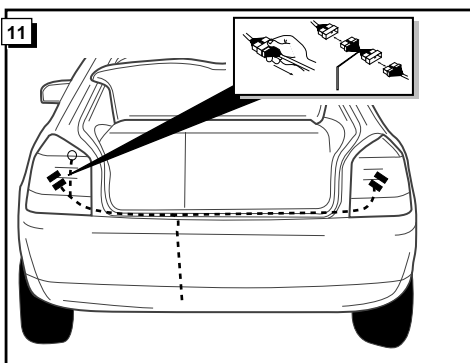
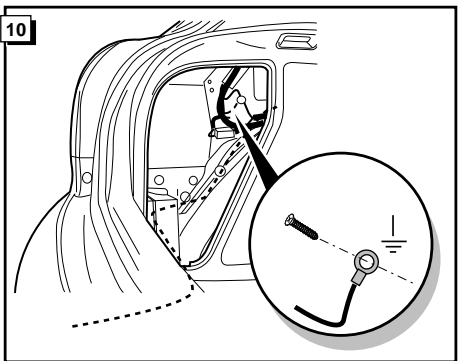
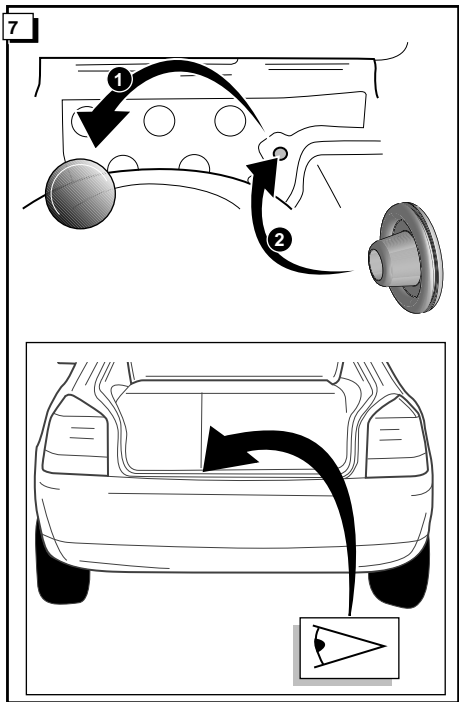
* Liste de pieces

* Part list

* Onderdelenlijst







	NL	GB	D	FR
1 = L	GEEL	YELLOW	GELB	JAUNE
2 = 54-G	BLAUW	BLUE	BLAU	BLEU
3 = 31	WIT	WHITE	WEIß	BLANC
4 = R	GROEN	GREEN	GRÜN	VERT
5 = 58-R	BRUIN	BROWN	BRAUN	MARRON
6 = 54	ROOD	RED	ROT	ROUGE
7 = 58-L	ZWART	BLACK	SCHWARZ	NOIR
8 = 58-b	GRIJS	GREY	GRAU	GRIS

